

Discount Spa Covers

Measuring Your Square Spa Cover or Spa With Rounded Corners

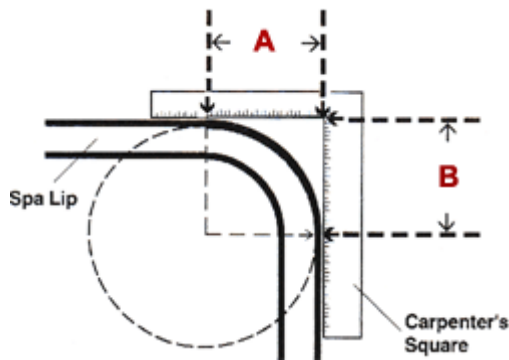
It is best to measure your old cover if you have it available, otherwise please read the instructions carefully.

Should I measure just the spa (acrylic), or should I include the wood rim?

This is a personal preference, however most folks measure just the spa acrylic, lip to lip. (See figure below). In some cases you may want to measure to the wood rim, only because it may look better to you and it doesn't create a "rim" for leaves and other items to collect on. It does not help one way or another with energy efficiency.

Another thing to consider is the cover skirt/flap, you will want this to hang STRAIGHT DOWN. So, if the lip of the spa is at an angle, make sure you measure the cover long enough to achieve this. You don't want the skirt sticking out by measuring your cover too short. Also, measure the skirt (3" is standard) long enough to cover the spa lip, or the spa cabinet rim. (See figure below)

It is always better to make the cover size a little bit bigger than your spa when measuring. If you make a mistake, and measure too small, the cover will not fit properly, will not sit flat and will not hold the heat in.



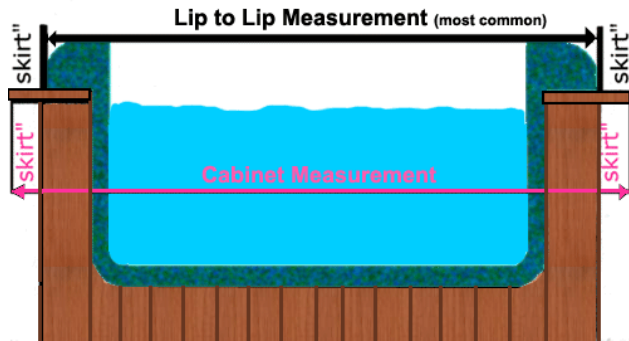
The distance between the corner of the carpenter's square and the place where it touches the spa (A) equals the radius. The measurement for (B) should be exactly the same.

Measuring a Radius (round corner)

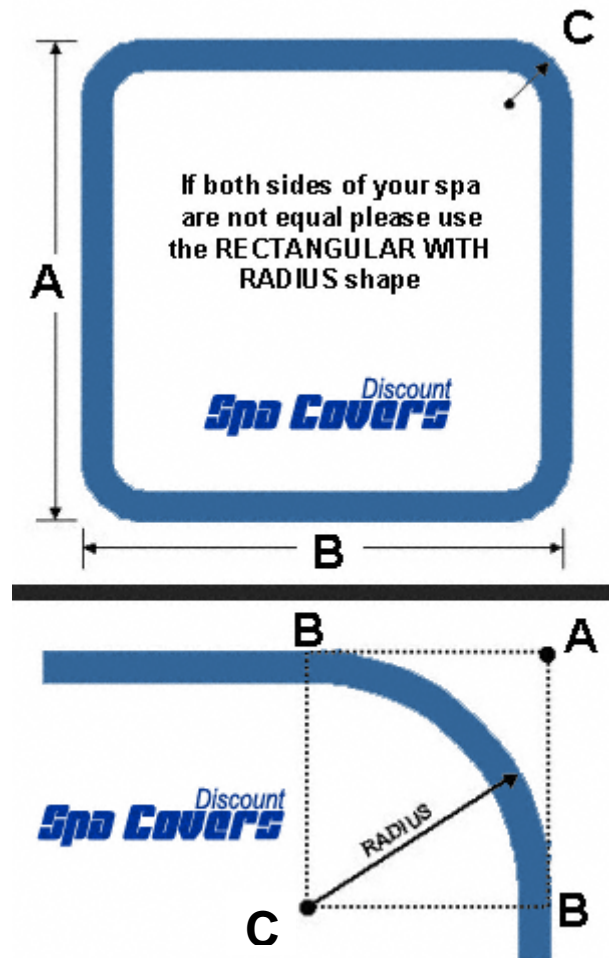
Measuring a radius is not that difficult once you know how (See figure below). The key is to **NOT** make it too big, this is just the opposite of measuring your spa cover. If you measure the radius too big, it **WILL NOT** cover the radius corner (See figure below). However, if you measure it too small, it will be just fine. It may hang over a little but there will not be a noticeable difference. When in doubt, take the smaller measurement.

Discount Spa Covers

Lip to Lip Measurement



Top View



HOW TO MEASURE A RADIUS

Measure from where the corner starts to curve (B) to point A. The standard radius is 5 to 9 inches.

Write Down your measurements below:

Measurement	Value
Length A	
Length B	
Radius C	